



“


**HOW TO ACTIVATE
MAYBANK 2CARDS
ON M2U KH APP**

របៀបដាក់ដំណើរការប័ណ្ណឥណទាន / CREDIT CARD ACTIVATION



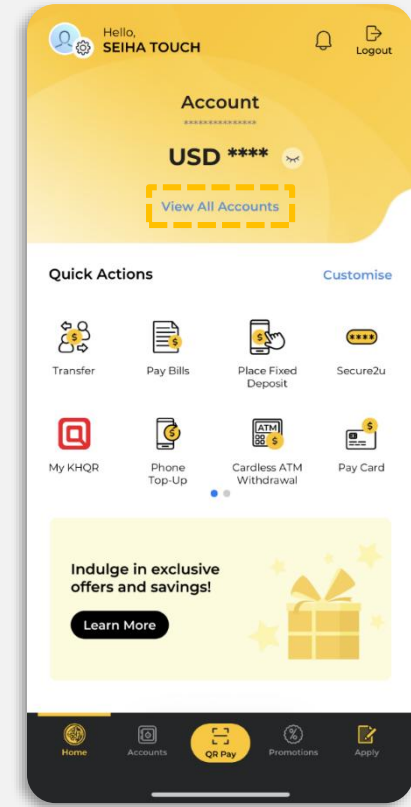
1 បើកដំណើរការកម្មវិធី M2U KH ធនាគារតាមទូរស័ព្ទដៃ

Open the **M2U KH app** and log in to your account.



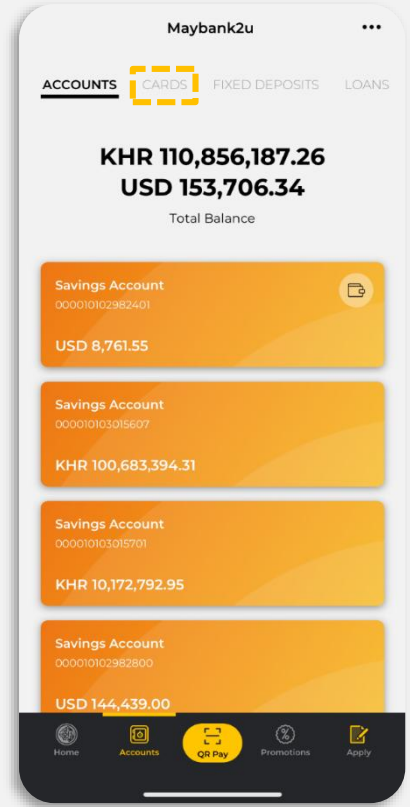
2 ចុចលើ «View all Accounts»

Select on the “**View all Accounts**”.



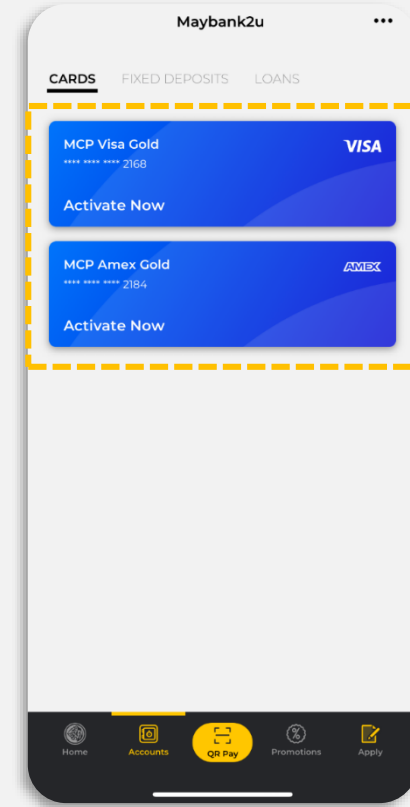
3 ចុចលើ «Cards»

Select on the “**Cards**”.



4 ចុចលើ «Credit Card Account»

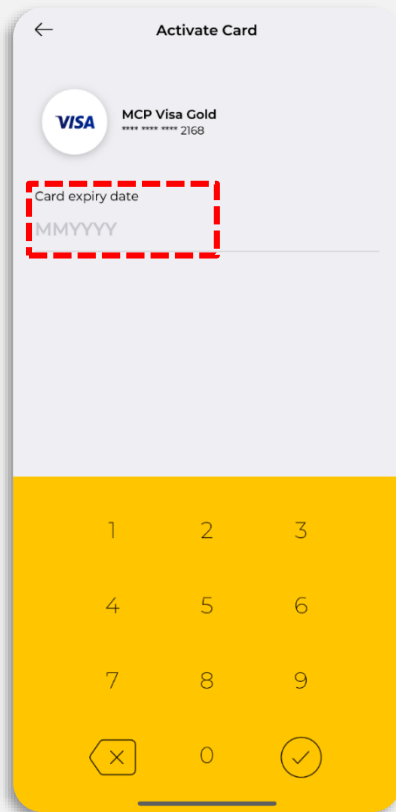
Click on “**Credit Card Account**”.



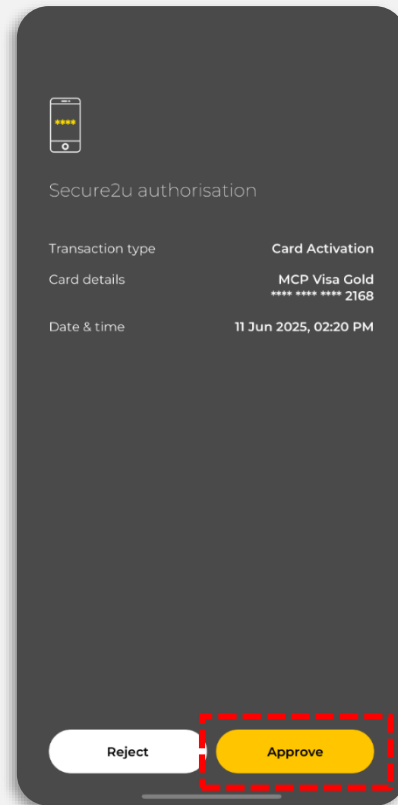


របៀបដាក់ដំណើរការប័ណ្ណឥណទាន / CREDIT CARD ACTIVATION

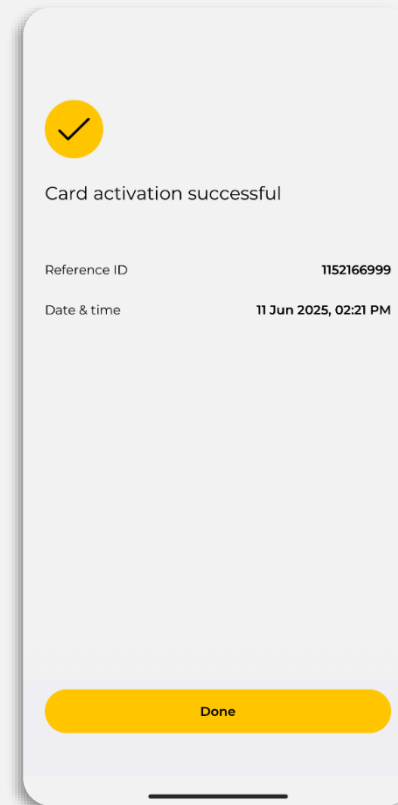
5 វាយបញ្ចូល «Card expiry date»
Enter your
“Card expiry date”.



6 ចុចលើ «Approve»
ដើម្បីបញ្ជាក់ការបន្តបើកប្រើប្រាស់ប័ណ្ណ
Click “Approve” to confirm and
activate your card.



7 ការដំណើរការប័ណ្ណរបស់លោកអ្នកទទួលបានជោគជ័យ
Your Credit Card is successfully
activated.





**សូមធ្វើការកំណត់លេខកូដសម្ងាត់បន្ថែមសម្រាប់
កាតរបស់លោកអ្នក ដើម្បីរក្សាសុវត្ថិភាព។**

Please kindly set up your PIN to ensure
the security of your transactions

Humanising

Financial Services

