



“

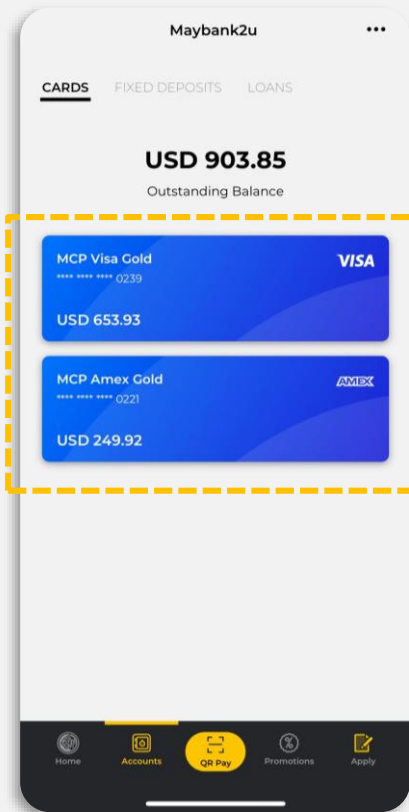
HOW TO SET UP A PIN ON A **CREDIT CARD**



របៀបដាក់លេខកូតសម្ងាត់ / CREDIT CARD PIN SETUP

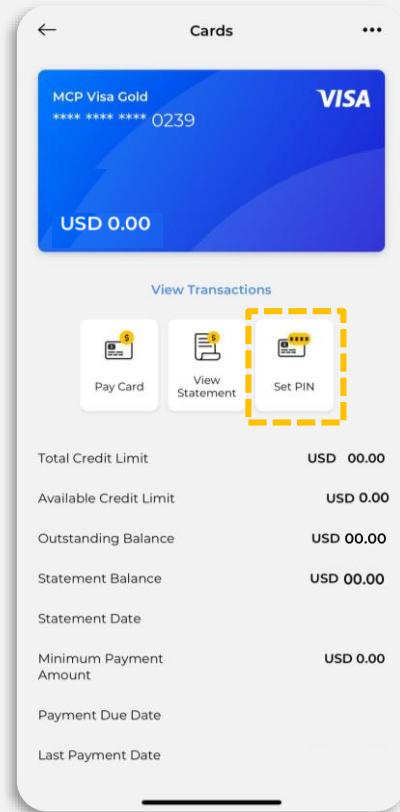
1 ចុចលើប័ណ្ណរឹសា ឬអាមេរិកអ៊ិចប្រេស្យ ដើម្បីកំណត់លេខសម្ងាត់ប័ណ្ណនីមួយៗ

Click on Visa or American Express Card to set the PIN for each card.



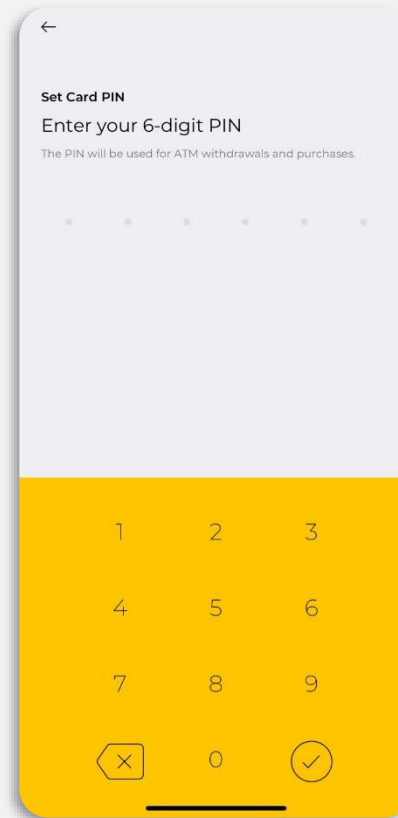
2 ចុចលើពាក្យ «Set PIN» ដើម្បីបន្តក្នុងការកំណត់លេខសម្ងាត់

Click on 'Set PIN' to proceed with setting your PIN.



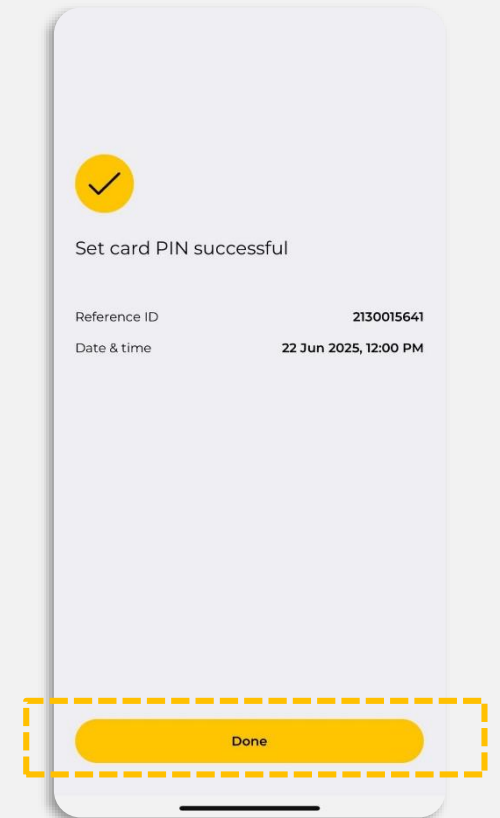
3 បញ្ចូលលេខកូតសម្ងាត់

Input your "PIN Code".



4 លេខកូតសម្ងាត់របស់អ្នកត្រូវបានដាក់ដោយជោគជ័យ។ សូមចុច «DONE» ដើម្បីបញ្ចប់

Your PIN has been successfully set. Click 'Done' to finish.



Humanising

Financial Services

